



LOOKOUT LAP QUILT



























Use this guide with your original-edition Lookout pattern to make a 56" x 60" Lap Quilt. Simply substitute the 26 fabrics in this guide for the ones in your pattern and follow the rest of the pattern exactly as written.

I recommend using Kona Espresso for the Dark Solid Detail Fabric.

Lookout ©2022 and 2024
by Elizabeth Hartman.
All rights reserved.

www.elizabethhartman.com

LAP QUILT FABRICS (YD = yarn-dyed)

- | | | | | | | | |
|----|---|----|--|----|---|----|---|
| 1 |  | 2 |  | 3 |  | | |
| | Essex YD Cinnamon | | Kona Roasted Pecan | | Essex YD Taupe | | |
| 4 |  | 5 |  | 6 |  | 7 |  |
| | Essex YD Chambray | | Essex YD Aqua | | Kona Fog | | Kona Breeze |
| 8 |  | 9 |  | 10 |  | 11 |  |
| | Kona Prairie Sky | | Kona Stratosphere | | Essex YD Malibu | | Kona Astral |
| 12 |  | 13 |  | 14 |  | 15 |  |
| | Kona Blue Jay | | Essex Cadet | | Essex YD Indigo | | Kona Cadet |
| 16 |  | 17 |  | 18 |  | 19 |  |
| | Essex YD Peacock | | Kona Windsor | | Essex YD Palm | | Kona Peridot |
| 20 |  | 21 |  | 22 |  | 23 |  |
| | Kona Palm | | Kona Bonsai | | Kona Peapod | | Kona Avocado |
| 24 |  | 25 |  | 26 |  | | |
| | Kona Gecko | | Essex YD Pickle | | Kona YD Jungle | | |